

MICRO (MACRO) VICKERS HARDNESS TESTER

SwissVick[®] SERIES



SV20

FULLY AUTOMATIC HARDNESS TESTER

ENEM[®]
A Swiss premium brand

INTRODUCTION

The SwissVick SV20 seamlessly integrates a highly precise load application system with exceptional quality optics, enabling manual, automatic, or fully automated testing of Micro and Macro Vickers, Knoop, and Brinell hardness measurements.

Offering a versatile range of test force configurations to meet virtually any testing requirement, the SwissVick SV20 can be equipped with integrated hardware options tailored to the specific needs of your industry. At the forefront of mechanical design, the unit's load cell and closed-loop system can be further complemented with either manual or digital micrometers, or for enhanced testing convenience, with motorized CNC stages.

The distinctive motorized ball bearing Z-axis ensures precise height adjustment and rapid autofocus capabilities. The user interface supports both manual and automatic measurement modes, alongside a wide array of standard and optional testing applications. It also features a high-definition (HD) camera and an optional second camera for full-stage work area visualization.

TURRET

A 6 position motorized turret is installed as a standard feature on all models and has room to install indenters for Vickers, Knoop and Brinell (balls 1mm 2.5mm & 5mm) testing.

The SwissVick SV20 has four objective positions with standard pre-installed objectives 5X, 10X, 20X, 50X magnification. Other objectives can be ordered as accessories.

The objectives and indenters are protected against damage by a electronic collision detection system.

DYNAMIC Z-AXIS CONTROL & COLLISION DETECTION

The precision ball bearing Z-axis spindle is a key feature, offering micron-level displacement accuracy for ultra-fast autofocus. The Z-axis can be controlled in various ways: via a CNC test program, touchscreen indicators, mouse scroll wheel, quick up-and-down buttons, or the front-mounted scroll wheel. To prevent collisions between the turret and the workpiece, the Z-axis is safeguarded by a sophisticated collision detection system, ensuring that both the workpiece and the tester are protected from any damage.

MOTORIZED X-Y STAGE

Save time and enhance efficiency with the **(AV-Pack 4)** high-speed, precision motorized XY stage. It enables automated sequencing for multiple samples. The exceptional accuracy and repeatability ensure precise indent positioning, allowing for the re-evaluation of measurement points in both batch and single views.

KEY FEATURES

Achieving perfect geometry in Vickers indents requires exceptional rigidity and precise perpendicular indenter positioning. Our excellent force actuators ensure smooth, maintenance-free force application, through a system of load cells which are closed loop controlled.

Generate a magnified sample overview using the 2th standard on-board autofocus camera (AV-Pack 4) with digital zoom capabilities.

This advanced full-color camera system offers a flexible field of view, allowing zoom ranges from 40 x 30 mm to 150 x 110 mm, eliminating the need for time-consuming scan and stitch processes.

The overview camera also includes a user-friendly "click and go" feature: simply select a designated area and press "start" to initiate automatic testing.

The pattern video overlay function assists in positioning multiple test rows or patterns across the specimen, automatically scaling with each magnification as the zoom camera adjusts the overview size.



POWERED WITH EYEdentify™ TECHNOLOGY

EYEdentify™ software is designed to enhance user experience and streamline operations by providing a wide array of standard features that ensure ease of use and efficiency. These include essential functionalities such as auto measurement, auto-focus, automated reporting, test program storage, and many others, which can be easily accessed and utilized.

Whether you are performing routine tasks or complex measurements, the software is designed to provide convenience and reliability for both novice and experienced users alike.

EYEdentify™ IMPROVE YOUR WORKFLOW & SPEED

For users with more advanced requirements, EYEdentify™ goes above and beyond by offering a unique level of customization. In addition to its standard functionality, the software provides a selection of optional “apps” that can be installed as plugins whenever needed. This means that users can begin with the basic features and then expand their system as their needs evolve.

During the initial purchase, you can choose the features that suit your current requirements, but at any point in the future, you can easily expand the software’s capabilities by simply sending an email and clicking a few buttons. The process is as straightforward and intuitive as installing an app on a mobile phone.

EFFICIENT, SMART SOFTWARE FOR HARDNESS TESTING

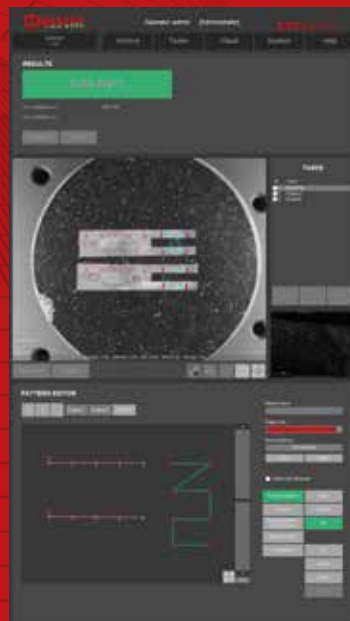


EXAMPLE SCREEN
MEASURING MODE

EXAMPLE SCREEN
OVERVIEW CAMERA

SMARTER SOLUTIONS WITH EYEidentifTM

TEST PATTERN GENERATOR



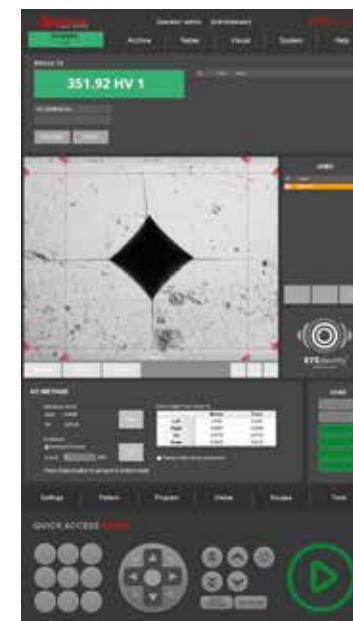
CHD | NHD | SHD FUNCTION



AUTOMATIC EDGE DETECTION



KiC | CRACK PALMQVIST & MEDIAN /
RADIAL FRACURE TOUGHNESS



EXPANDED VIEW



STAGE OVERVIEW CAMERA



GEOMETRIC MEASURING FUNCTION



SELECTABLE USER RIGHTS



The software's design focuses on keeping the learning curve simple and manageable, minimizing unnecessary complexity. It enables users to focus only on the essential features that are required for their specific tasks, allowing for a "need to have" and "need to know" approach.

For more sophisticated use cases, EYEidentifTM integrates seamlessly with industry-standard quality control systems, such as QDAS, and supports a wide range of data export formats including CSV, XML, and other common file types. Should your needs be outside the scope of standard integrations, the EYEidentifTM software team is always ready to work with you.

Overall, EYEidentifTM provides a revolutionary and adaptable system that grows with your needs, ensuring that your measurement processes remain efficient, flexible, and fully optimized as your business or project evolves.

SWISSVICK SV20 MODELS A | B | C | D



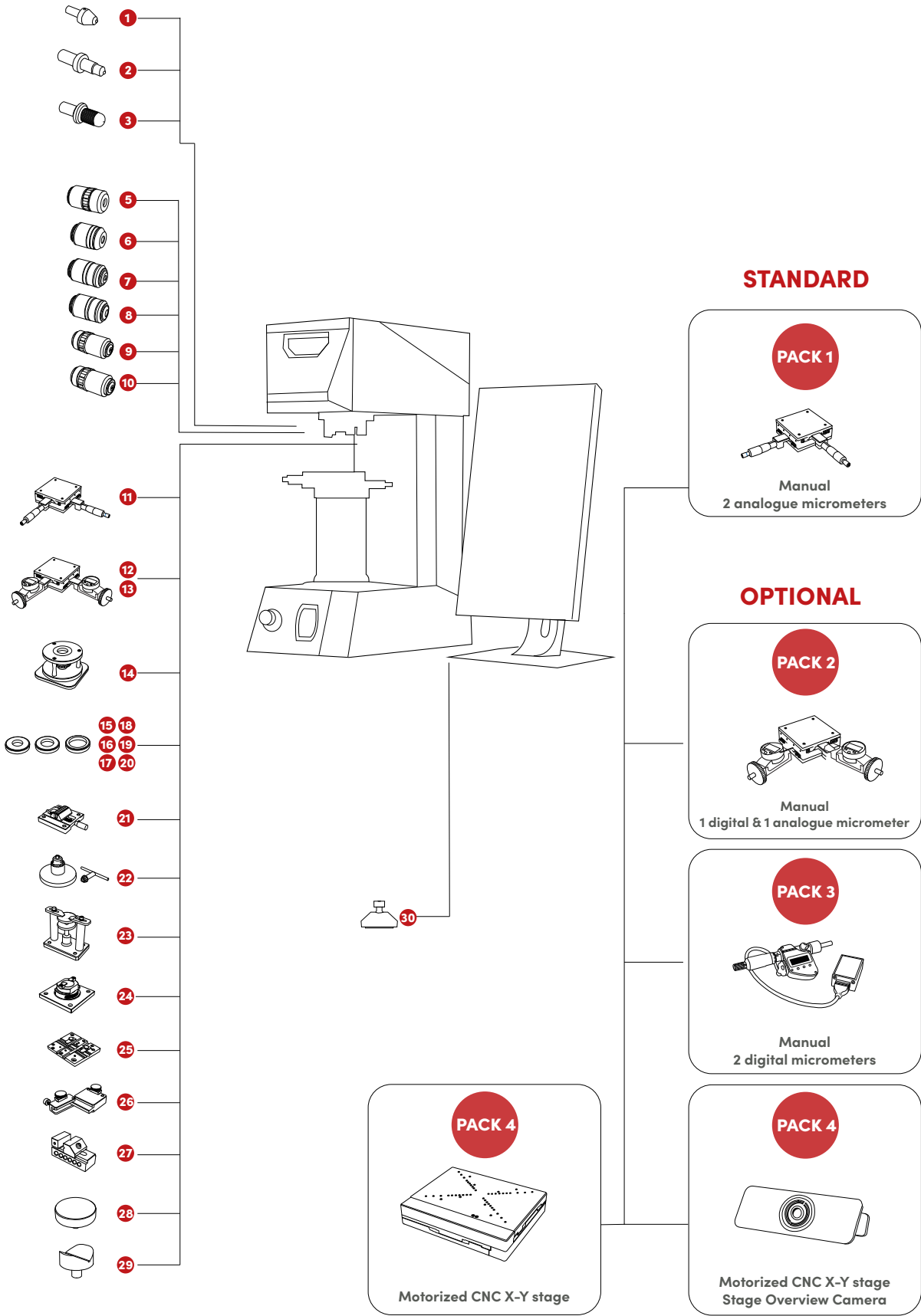
EYEIdentify™	AV-PACK 1 STANDARD	AV-PACK 2 OPTION	AV-PACK 3 OPTION	AV-PACK 4 OPTION
Software system	EYEIdentify™ Indentation Vision & Measuring System			
Controller	i7 PC, touchscreen 22" keyboard & mouse are standard included			
Camera system	Integrated built-in, full color HD camera			
Vertical displacement	Motorized ball bearing Z-Axis, fast up/down, autofocus (AF)			
XY-Stage	Manual, 2 analogue micrometers	Manual, 1 Digital, 1 analogue micrometer	Manual, 2 digital micrometers	Motorized CNC X-Y stage, 250x180mm Displacement 120x120mm, 200kg load
Free test pattern generator	Standard, for analogue head	Standard, for (1) digital head	Standard, for (2) digital head	For fully automatic testing
CHD NHD SHD function	Manual	Manual	Manual	Fully automatic
Stage overview camera	No	No	No	Yes
Automatic edge detection	No	No	No	Yes
Hardness scales	Vickers Knoop Brinell	Vickers Knoop Brinell	Vickers Knoop Brinell	Vickers Knoop Brinell
Autofocus	Standard	Standard	Standard	Standard
Auto measure / Manual measure	Standard	Standard	Standard	Standard
Optical	Integrated, built inside microscope, with high resolution camera system			
Geometric measuring function	Yes	Yes	Yes	Yes
KiC Crack Palmqvist & Median / Radial fracture toughness	Yes	Yes	Yes	Yes
Selectable user rights / PW protected	Yes	Yes	Yes	Yes

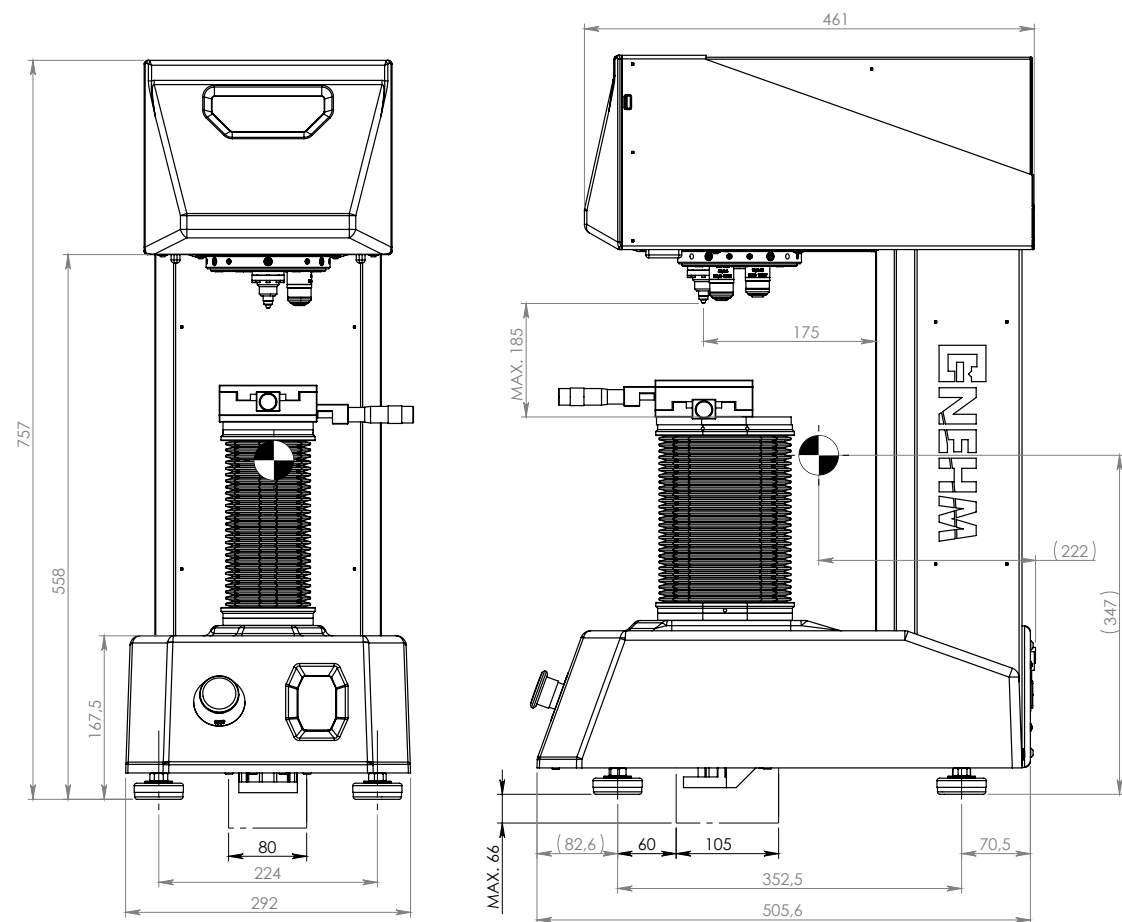
Tester model	SV20 A (2)	SV20 B (2)	SV20 C (2)	SV20 D (2)
Load system				
Test load range	10gf – 2kgf	10gf – 10kgf	200gf – 62.5kgf	10gf – 62.5kgf
Load steps	11	16	19	25
Loads in gf	10, 15, 20, 25, 50, 100, 200, 300, 500, 1000, 2000	10, 15, 20, 25, 50, 100, 200, 300, 500, 1000, 2000, 2500, 3000, 4000, 5000, 10000	200, 300, 500, 1000, 2000, 2500, 3000, 4000, 5000, 10000, 15625, 20000, 25000 30000, 31250, 40000, 50000, 60000, 62500	10, 15, 20, 25, 50, 100, 200, 300, 500, 1000, 2000, 2500, 3000, 4000, 5000, 10000, 15625, 20000, 25000 30000, 31250, 40000, 50000, 60000, 62500
Optional loads within range	On request			
Load application system	Electronic Closed Loop			
Force control	Load Cell Transducer			
Load operation sequence	Fully automatic – Approach Load Dwell Unload (Objective)			
Load application speed	60µm/sec (Compliant standards: JIS B 7725, ISO 6507-2, ASTM E92: 15 to 70µm/sec)			
Load dwell time	1-999 seconds			
Parameters & settings				
Scales	HV / HK / HB compliant to ISO / ASTM / JIS			
Optional scales	Kc (JIS R1607 / IF Method) Kc (JIS R1607 / IF Method)			
Conversion to other methods	All hardness scale conversions compliant to ISO & ASTM			
Cylindrical and spherical	Offset available			
Turret & Optical system				
Turret mechanics	6 position, Motorized, Manual & Automatic			
Security	Anti crash Collision detection system			
Indenters vs Objectives (2)	(A model) 1 indenter, 4 objectives (A2 model) 2 indenters, 4 objectives			
Indenters	Vickers (HV) Knoop Brinell 1mm/2,5mm ball			
Optical system	Simultaneous Dual Channel system Camera			
Objectives (6)	2,5X – 5X – 10X – 20X – 50X – 100X			
Objectives LED ringlights	For enhanced Brinell viewing 2,5X and 5X			
TTL Light source	High Power long life LED adjustable			
Camera system	5mpx High Definition Digital Camera System with zoom function			
Stage overview camera	2mpx High Definition Digital Camera System with zoom function			

Z-axis & stage	
Z-Axis	ZERO tolerance – ball bearing slide
Maximum speciment height	210mm(from X-Y stage top)
Depth from center (throat)	170mm (from spindle middle)
Manual X-Y stage	100x100mm, precision polished, displacement 25x25mm Ananlogue Micrometer heads included
Motorized CNC X-Y stage	Displacement 120x120mm, position accuracy 0,003mm, repeatability 0,005mm, max load 200kgf
Electronics system	
Screen	Full colour screen 22” Portrait mode
Integrated controller	MS Windows / Industrial Controller, high performance i7
Connectivity	HDMI, LAN, W-LAN, Blue Tooth, RS-232, USB-3
Storage	On integrated SSD disk 500gb – or via LAN network on drive
Display information	Scale, test load setting, D1 & D2, test result (hardness value), Go-No go settings (limits), results list, output channel, load progress indicator, objective, dwelltime, light source intensity, results list selection, limit settings, conversion scales, turret postion indicator, start/stop button. Extra functions: motorized stage control, test program settings, test pattern settings, user rights setting etc. (See software manual for all details).
Self diagnosis	Motors, switches, power supplies
Machine settings	Password control settings system
Calibration	Password control settings system
Compliance	
Measuring system & operation	Comform to ASTM E-92 ISO 6507-2 JIS B-7725 JIS B-7734
Certification	Factory certificate or ISO 17025 accredited ILAC-MRA certificate
Electronic system	Meeting general global safety & European CE standards
General data	
Electric connectivity	Single phase AC100 ~ 240V 50/60Hz
Dimensions	W283 x D480 x H620mm
Weight (net)	50kg (excl. motorized stage)

SV20 STANDARD ACCESSORIES		
1	100.SV1020.ACC	IND-V3FC Vickers diamond Indenter, 3mm
		HTB-400HV1.400 Test block HV1 +/- 400HV
8		100.OL.FS4 Objective lens 5X, 10X, 20X, 50X installed
30		LVLDLMP4 4 Level Dampers
		PWCBL1 Powercable EU / Powercable US
		ACCBOX1 Accesories packing Box
		INSMANENG English Instruction Manual, USB stick
		900.PB.40 Standard packing box for air/seafreight

SV20 OPTIONAL ACCESSORIES		
1	IND-V3IA	Vickers indenter Ø3mm - ISO/ASTM certified
2	IND-K3IA	Knoop indenter Ø3mm - ISO/ASTM certified
3	IND-B31IA	Brinell 1mm ball indenter Ø3mm - ISO/ASTM certied
4	IND-B325IA	Brinell 2,5 mm ball indenter Ø3mm - ISO/ASTM certified
5	FINOBJ2.5X	Objective lens 2,5X
6	FINOBJ5X	Objective lens 5X
7	FINOBJ10X	Objective lens 10X
8	FINOBJ20X	Objective lens 20X
9	FINOBJ50X	Objective lens 50X
10	FINOBJ100X	Objective lens 100X
11	XYSTAGE150	Manual X-Y stage 150 x150mm, travel 50x50mm
12	DMHEAD25	Digital micrometer head for X-Y stage 25mm
13	DMHEAD50	Digital micrometer head for X-Y stage 50mm
14	SAHO1	Sample holder for 1 embedded sample, 50mm
15	SAHOR25	Reduction sample holder 25mm
16	SAHOR30	Reduction sample holder 32mm
17	SAHOR40	Reduction sample holder 40mm
18	SAHOR100	Reduction sampleholder 1"
19	SAHOR114	Reduction sample holder 1 1/4"
20	SAHOR150	Reduction sample holder 1,5"
21	SELCENTV1	Small universal vice self centering
22	ACHK1	Axle chuck dia. 0.4mm to 5mm
23	UCLAMP1	Universal Clamp & Leveling Device
24	THINCLAMP1	Thin metal clamp
25	VCLAMP1	V groove clamp for diameter 0.8-5mm
26	WFIX1	Wire Testing Fixture for diameter 0.8-3.5mm
27	PPV3642	Precision polished vice, W36mm, D42mm
28	140.AV.105	Flat anvil 60mm, high grade stainless steel, hardened
29	140.AV.110	V-anvil 63mm, high grade stainless steel, hardened





All dimensions in these drawings are approximate and in millimeters. Working heights and workpiece accommodation may vary based on the stages and accessories used.

For more details, please contact our sales department.

Catalogue SV20 V1.3

Product specifications may evolve with new technologies and ongoing development.

We reserve the right to update or modify product specifications without prior notice. For the most current information, please contact our sales office.

GLOBAL SALES

GNEHM International LLC-FZ

Grandstand, 6th floor
Meydan Road, Nad Al Sheba
Dubai | UAE

+971 50 491 2588
info@gnehm-testing.com
www.gnehm-testing.com

SWITZERLAND (CH + FL) & AUSTRIA

GNEHM Härteprüfer AG

Bönirainstrasse 13
8800 Thalwil
Schweiz

+41 (0) 44 725 43 42
admin@gnehm-haertepreuer.ch
www.gnehm-testing.com

DEALER